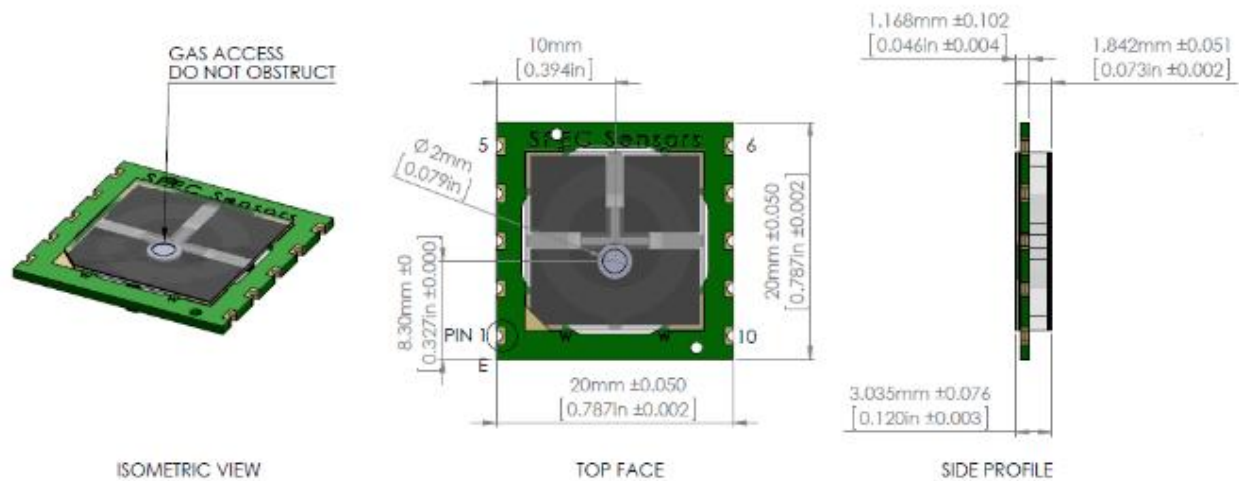


## 15x15 H2S Sensor 50 ppm Package 110-304



### BENEFITS

- Small Size with Low Profile (20x20 x3.0mm)
- Long Life (10 years expected life)
- Fast Response (< 15 seconds)
- Low Power Consumption
- Individually Calibrated (NIST Traceable)
- ROHS Compliant

### APPLICATIONS

- Fixed Industrial Safety Monitoring
- Portable Industrial Safety Detection
- Portable Personal Safety Monitor
- Indoor Air Quality Monitoring
- Outdoor Air Quality Monitoring
- Bad Breath/Halitosis Respiration Sensing

### DESCRIPTION

SPEC's Screen Printed ElectroChemical sensor technology revolutionizes the current state of the art, enabling new applications in consumer and industrial safety monitoring.

SPEC's printed sensors offer the performance of the best quality electrochemical sensors at a fraction of the price. SPEC's printed sensors are also ultra-thin, offering easy integration into wireless, portable, and networked solutions. These sensors are ideal for health, environmental, industrial and residential monitoring, because of their high performance, low cost and small size.

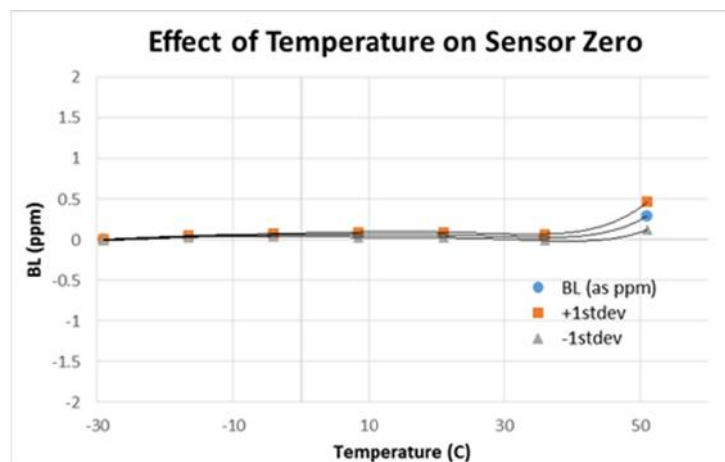
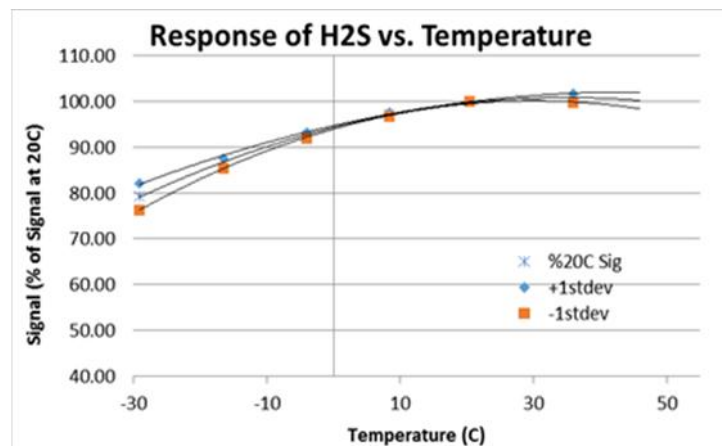
<b>Measurement Range</b>	0 to 50 ppm
<b>Lower Detectable Limit</b>	< 5 ppb (instrumentation dependent)
<b>Repeatability</b>	< +/- 3 % of reading
<b>Response Time</b>	< 15 seconds typical
<b>Sensitivity @ 0 mV bias</b>	250 +/- 50 nA/ppm
<b>Expected Operating Life</b>	> 5 years (10 years @ 23+/-3C; 40+/-10% RH)
<b>Operating Temperature Range</b>	-30 to 50 C (-20 to 40 C continuous)
<b>Operating Humidity Range – non-condensing</b>	0 to 100% RH (15 to 95% continuous)
<b>Power Consumption</b>	circuit & ambient H2S dependent

**CROSS SENSITIVITY**

Gas/Vapor	Concentration	Typical Response PPM NO2
Methane	500 ppm	0.1
Ammonia	100 ppm	0.1
Nitrogen Dioxide	10 ppm	-2.0
Hydrogen Sulfide	25 ppm	25
Carbon Monoxide	400 ppm	1.1
Ozone	5 ppm	-0.9
Sulfur Dioxide	20 ppm	1.7
Nitric Oxide (NO)	50 ppm	1.2
Chlorine	10 ppm	-2.2
n-Heptane	500 ppm	< 0.05

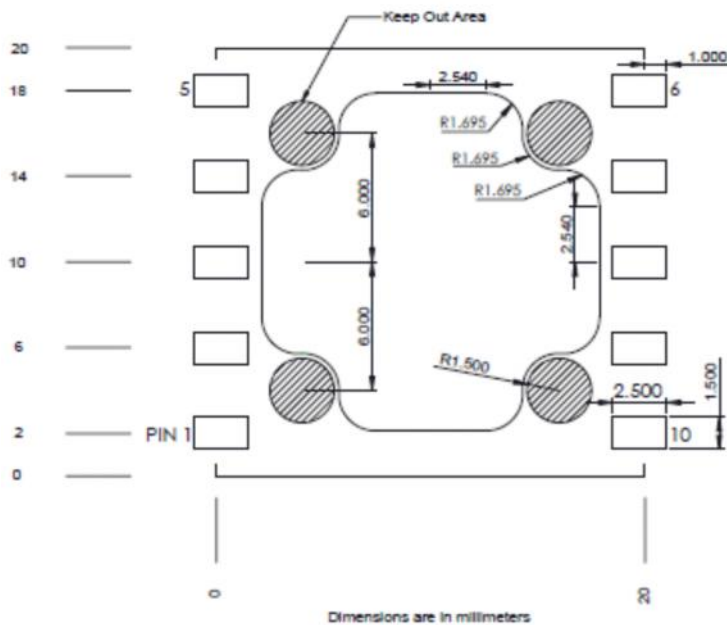
**TEMPERATURE EFFECT**

Temperature fluctuations have a predictable, easily compensated effect on the sensor signal. The figures at below shows the typical Temperature dependency the output and baseline of 3SP\_H2S\_50 sensors under constant humidity of 40-50 % RH. This is a very uniform and repeatable effect, easily compensated for in hardware or software.



**MARKING INFORMATION**

Sensors have serial numbers printed with individual NIST Traceable calibration data printed on each sensor. (CO version shown)


**PCB LAYOUT GUIDELINES**


PIN	CONNECTION
1	WORKING
2	NC
3	NC
4	NC
5	REFERENCE
6	COUNTER
7	NC
8	NC
9	NC
10	WORKING

**IMPORTANT PRECAUTIONS**

All sensor designs are made for air monitoring @ 1 atm +/- 0.2 atm. As applications of use are outside our control, all information is given without legal responsibility. Customers should test under their own conditions to ensure the sensors are suitable for their requirements. Contact the factory to discuss any application beyond human breathable air to discuss specific concerns.

- Condensation and Water (1)
- Salt Water Contamination (1)
- High Temperature Operation (> 70C) for more than 1 month
- Low Humidity Operation (< 15% RH) for more than 3 months
- High Bias voltage
- Highly contaminated air over a prolonged period
- High levels of particles or soot (unless proper filtering is provided)

(1) Use of porous PTFE membrane or filter cap will address this concern)