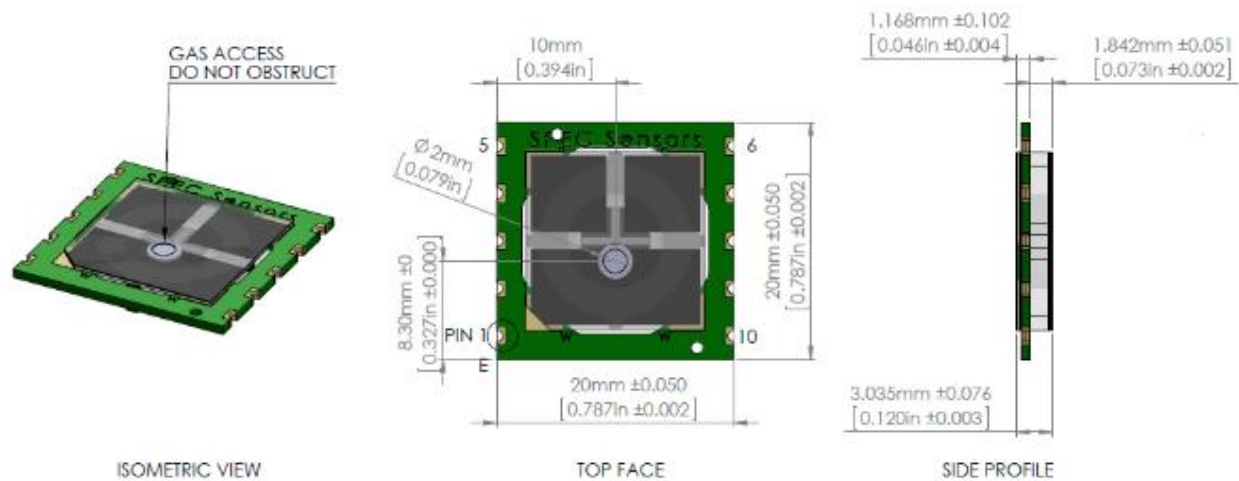


15x15 NO2 Sensor 20 ppm Package 110-502



BENEFITS

- Small Size with Low Profile (20x20x3 mm)
- Long Life (10 years expected life)
- Fast Response (< 15 seconds)
- Low Power Consumption
- Individually Calibrated (NIST Traceable)
- ROHS Compliant

APPLICATIONS

- Air Quality Monitoring
- Industrial Safety
- Air Purification Control

DESCRIPTION

SPEC's Screen Printed ElectroChemical sensor technology revolutionizes the current state of the art, enabling new applications in consumer and industrial safety monitoring.

SPEC's printed sensors offer the performance of the best quality electrochemical sensors at a fraction of the price. SPEC's printed sensors are also ultra-thin, offering easy integration into wireless, portable, and networked solutions. These sensors are ideal for health, environmental, industrial and residential monitoring, because of their high performance, low cost and small size.

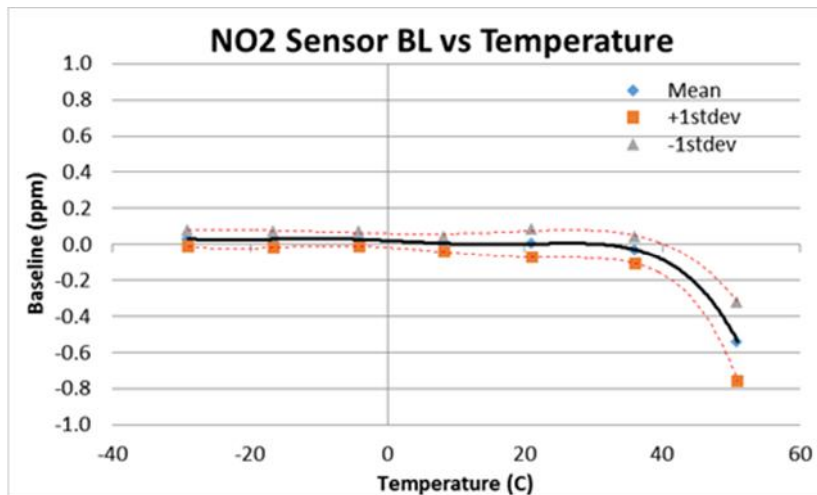
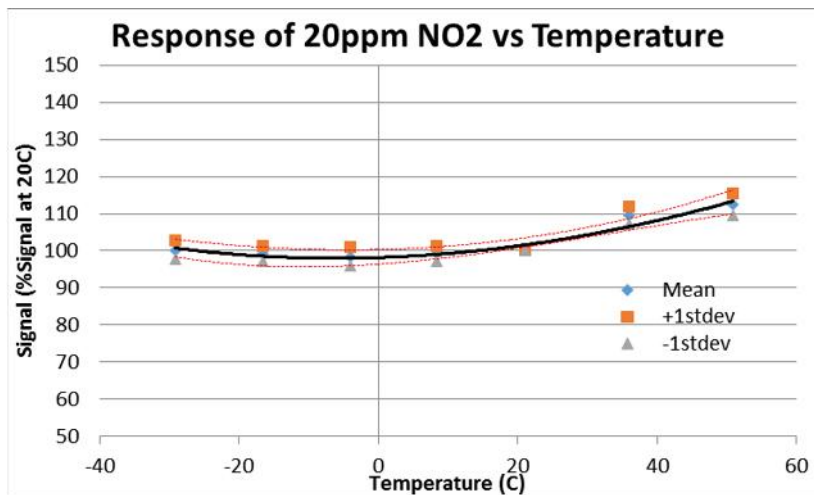
Measurement Range	0 to 20 ppm
Lower Detectable Limit	< 20 ppb (instrumentation dependent)
Repeatability	< +/- 3 % of reading
Response Time	< 15 seconds typical
Sensitivity @ -200 mV bias	40 +/- 10 nA/ppm
Expected Operating Life	> 5 years (10 years @ 23+/-3C; 40+/-10% RH)
Operating Temperature Range	-40 to 50 C (-20 to 40 C continuous)
Operating Humidity Range – non-condensing	0 to 100% RH (15 to 95% continuous)
Power Consumption	circuit & ambient NO2 dependent

CROSS SENSITIVITY

Gas/Vapor	Concentration	Typical Response PPM NO2
Methane	500 ppm	< 0.1
Ammonia	100 ppm	< 0.1
Nitrogen Dioxide	10 ppm	10
Hydrogen Sulfide	25 ppm	-5.8
Carbon Monoxide	400 ppm	< 0.1
Ozone	5 ppm	5
Sulfur Dioxide	20 ppm	< 0.1
Nitric Oxide (NO)	50 ppm	0.2
Chlorine	10 ppm	< 0.1
n-Heptane	500 ppm	< 0.1

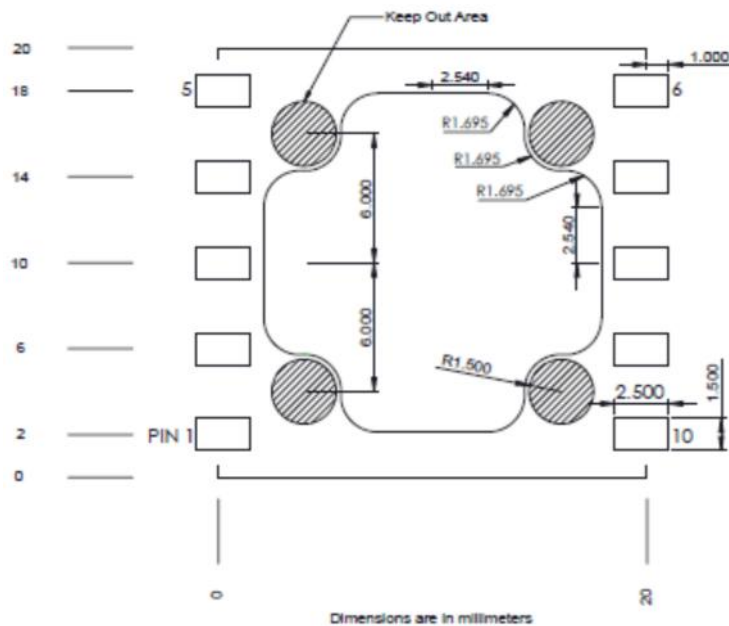
TEMPERATURE EFFECT

Temperature fluctuations have a predictable, easily compensated effect on the sensor signal. The figures at below shows the typical Temperature dependency the output and baseline of 3SP_NO2_20 sensors under constant humidity of 40-50 % RH. This is a very uniform and repeatable effect, easily compensated for in hardware or software.



MARKING INFORMATION

Sensors have serial numbers printed with individual NIST Traceable calibration data printed on each sensor. (CO version shown)


PCB LAYOUT GUIDELINES


PIN	CONNECTION
1	WORKING
2	NC
3	NC
4	NC
5	REFERENCE
6	COUNTER
7	NC
8	NC
9	NC
10	WORKING

IMPORTANT PRECAUTIONS

All sensor designs are made for air monitoring @ 1 atm +/- 0.2 atm. As applications of use are outside our control, all information is given without legal responsibility. Customers should test under their own conditions to ensure the sensors are suitable for their requirements. Contact the factory to discuss any application beyond human breathable air to discuss specific concerns.

- Condensation and Water (1)
- Salt Water Contamination (1)
- High Temperature Operation (> 70C) for more than 1 month
- Low Humidity Operation (< 15% RH) for more than 3 months
- High Bias voltage
- Highly contaminated air over a prolonged period
- High levels of particles or soot (unless proper filtering is provided)

(1) Use of porous PTFE membrane or filter cap will address this concern)